



PANDA
Cub
CLUB

Create Your Own Dragon Boat

Total Time: 30-45 min.

The Dragon Boat Festival, also known as Duanwu Festival, is a traditional holiday originating from ancient China. The holiday happens near the summer solstice and occurs on the 5th day of the 5th month of the Chinese lunar calendar.


The Dragon Boat Festival commemorates the great Chinese poet and diplomat Qu Yuan, who was recognized for his wisdom and intellect and made a generational impact on the country.

Now, on the day of the Dragon Boat Festival, friends and families gather to witness the powerful Dragon Boat races that happen all around the world. Paddlers in beautifully decorated, long wooden boats shaped like dragons, row in unison to a drumbeat and race to the finish. The festival is high spirited and always ends with delicious food.

Celebrate this fun tradition with us by creating your own paper Dragon Boat! See instructions on the next page.

Materials:

- Dragon Head and Oar templates (page 3)
- Scissors
- 3 chopsticks
- 8.5 x 8.5 in. piece of cardstock
- Extra construction paper
- Markers
- Hole punch
- Glue





Create Your Own Dragon Boat

Total Time: 30-45 min.



1
Fold the 8.5 x 8.5 piece of cardstock in half so that fold is on the bottom.




2
Fold it in half again, then open back up to form a crease in the middle.




3
Fold the bottom corners in.



4
Turn it over and then fold the top corners down.




5
Fold the flap down.



6
Turn it over and fold the other flap down.



7
Secure flaps with glue. Color your boat with markers now, if you'd like.



8
While your glue is drying, grab your chopsticks and break them apart. Then break each chopstick in half.



9
Cut the oar templates out once you've colored them and glue one to the end of each chopstick. Set aside for the glue to dry.



10
Cut your dragon head template out (color it in first if you like).



11
Glue your dragon head on the front of your boat. Use your hole punch to punch 3 holes on either side of your boat.



12
Insert your oars into the sides of your boat, and you're all done! For some added fun draw some waves on your extra construction paper so your boat looks like it's on water.

Create Your Own Dragon Boat

Total Time: 30-45 min.



PANDA
Cub
CLUB

